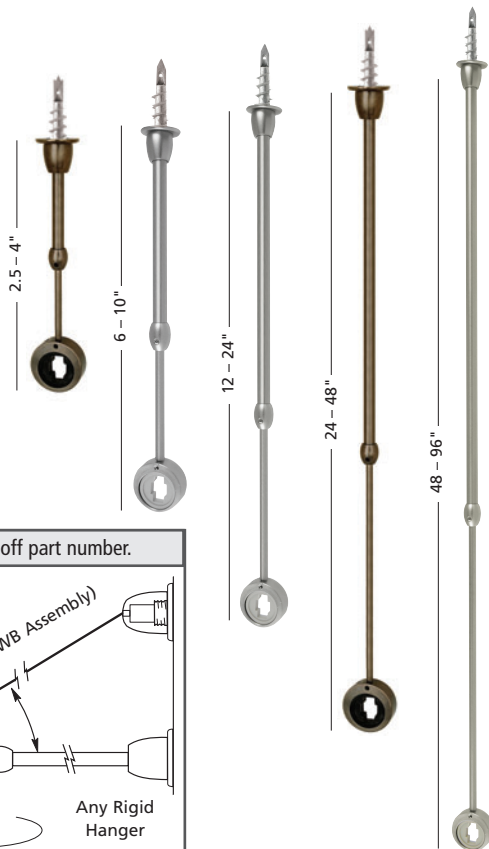
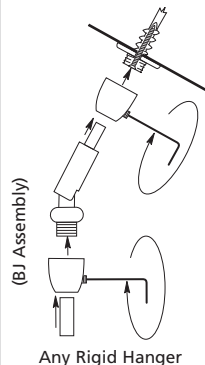




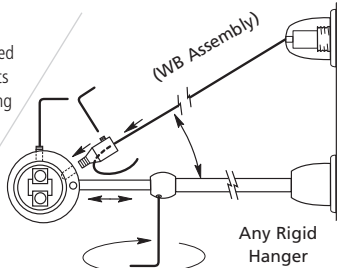
Rotating head insert allows fine tuning of rail axis position and fixture orientation.



Options To order add suffix **-BJ** or **-WB** to Telescoping Rigid Standoff part number.



BALL JOINT (-BJ)
attachment allows sloped ceiling mounting. Adapts simply to any Telescoping Rigid Standoff.



WALL BRACKET (-WB) with cable support allows for extended, cantilevered wall mount. Available only for 2.5-4", 6-10" and 12-24" standoffs.

Telescoping Rigid Standoffs

Rigid standoffs offer multifunction ceiling mounting in one part. Unique telescoping height adjustment and rotational head insert simplifies and perfects your installation. Self-drilling drywall anchor included with all standoffs. NOTE: When mounting on concrete ceiling or wall, order one SCW-MASONARY-A per hanger.

HANGER-ADJ-(BZ,SC)-1*

Offers 2.5-4" telescoping rigid hanging.

HANGER-ADJ-(BZ,SC)-2

Offers 6-10" telescoping rigid hanging.

HANGER-ADJ-(BZ,SC)-3

Offers 12-24" telescoping rigid hanging.

HANGER-ADJ-(BZ,SC)-4

Offers 24-48" telescoping rigid hanging.

HANGER-ADJ-(BZ,SC)-5

Offers 48-96" telescoping rigid hanging.

*When using with any 600W surface transformer, rail cannot be installed directly below the transformer.

